

E11-2010-101

I. M. Sitnik*

**MODIFICATION OF THE FUMILI
MINIMIZATION PACKAGE-2**

Submitted to «Computer Physics Communications»

*E-mail: sitnik@sunhe.jinr.ru

Ситник И. М.

E11-2010-101

Модификация пакета программ минимизации FUMILI-2

Предложена модификация пакета программ FUMILI-2 (FUMILIM), особенностями которой являются более дружелюбный пользовательский интерфейс, отсутствие ограничений на число параметров и экспериментальных точек, преимущество в скорости работы при большом числе параметров, возможность в функции пользователя определять аналитически произвольное число производных по параметрам. Предлагается также дополнительный пакет программ реконструкции треков в дрейфовых трубках. Скорость решения некоторых задач возросла многократно по сравнению с предыдущей версией FUMILIM. Все программы написаны на FORTRAN-77.

Работа выполнена в Лаборатории физики высоких энергий им. В. И. Векслера и А. М. Балдина ОИЯИ.

Препринт Объединенного института ядерных исследований. Дубна, 2010

Sitnik I. M.

E11-2010-101

Modification of the FUMILI Minimization Package-2

FUMILI renovation-2 (FUMILIM) is suggested which has the following advantages: a more convenient and friendly user interface; no restriction to the number of parameters and experimental points; speed advantage when the number of parameters is high enough; a possibility to define analytically an arbitrary number of parameter derivatives. An additional package of the track reconstruction in straw chambers is suggested. The solution speed for the specific tasks was increased many times in comparison with the previous version of FUMILIM. All programs are written using FORTRAN-77.

The investigation has been performed at the Veksler and Baldin Laboratory of High Energy Physics, JINR.

Preprint of the Joint Institute for Nuclear Research. Dubna, 2010

INTRODUCTION

This work has been done in memory of outstanding mathematician Prof. I.N. Silin, who went out on 21 Nov. 2006. His famous program FUMILI [1–4] was the first one in the early sixties to provide the very advanced minimization method which gave to physicists the quite effective tool to solve many sophisticated nonlinear problems. The key algorithm of the error matrix transformation was several times improved by him. The last changes were done in 2002. On the other hand, the user interface, which was fixed in the sixties as beta-version, was kept unchangeable. The new user interface, suggested in this paper, was previously discussed between the author and I.N. Silin in part and was supported by him.

Apart from the new user interface, the great attention was paid to the problem, related to the wide class of tasks, arising when the number of parameters exceeds essentially 100, which is declared as the maximum for FUMILI. Let us consider the simplest example of a source of the huge number of parameters:

$$N_T = N_0 + N_1 N_g, \quad (1)$$

where N_T is the total number of parameters, N_0 is the number of parameters common for all events to be handled, N_1 is the number of parameters common for some group, N_g is the number of groups. When a user faces the problem of adjusting big experimental setup offsets, such a (or more complicated) combination arises frequently with large enough N_g . In author's practice the total number of parameters and events achieved several hundreds and about of 2 millions, respectively. The speed of solving tasks of this class was increased several times in FUMILIM-2 in comparison with FUMILIM-1 [5].

In the new version of FUMILIM a number of services can be provided by changing of only one parameter in main program instead of making calls to additional programs with rather long list of parameters.

The problem of choosing of parameter step restrictions, which in FUMILI is the user's headache, is solved more or less successfully in FUMILIM. So, now the user is free from this nontrivial problem.

The basic code of FUMILI (the error matrix transform) during this optimization was kept unchangeable.

1. PROGRAM CALL

It is assumed below that all noninteger values are *REAL8.
The call has the form

```
HSQ=FUMILIM(A,NAM,NP,EXDA,LEXD,NEXD,UF,NIT,CF,CH).
```

Here

- $HSQ = \chi^2 / NDF$ (Number of Degrees of Freedom);
- NP — number of parameters (not restricted);
- A(NP,6) — parameters array;
- NAM(NP) — either character array of parameter names (up to 15 symbols) or name of file with initial parameters;
- EXDA(LEXD,NEXD) — experimental points array;
- UF — user's function;
- NIT — iteration limit;
- CF — output file name (CF='*' — screen output, CF='- ' — no output);
- CH — character string to control the output.

Parameters array has the structure (corresponding common blocks in FUMILI are given in [...])

- A(J,1) — initial/final value of parameter [A];
- A(J,2) — parameter error (final) [SIGMA];
- A(J,3) — correlation factor (final) [R];
- A(J,4) — initial/final parameter step restriction [PL];
- A(J,5) — lower bound on parameter value (initial) [AL];
- A(J,6) — upper bound on parameter value (initial) [AU].

If the file with the name NAM exists, the initial data will be taken from this file. File format is as follows:

```
1 name-1 A(1,1) A(1,4) A(1,5) A(1,6)
...
...
NP name-NP A(NP,1) A(NP,4) A(NP,5) A(NP,6)
```

If the initial parameter is not defined, then the string looks like

```
i name-i 3*0.
```

Parameter number is defined by the string number in the initial data file. The numbers in the first column are ignored and are used only for better orientation of the user in his file.

The array of experimental points has the same, as in FUMILI, structure, namely

```
Y(1),ERR Y(1), X(1,1) [...X(LEXD-2,1)]
...
...
Y(NEXD),ERR Y(NEXD), X(1,NEXD) [...X(LEXD-2,NEXD)]
```

Here LEXD is the number of units belonging to one experimental point ($LEXD \geq 3$), NEXD is the number of experimental points (not restricted). These values are equivalent to NED(2),NED(1) in FUMILI, respectively.

The name of UF may be chosen freely and must be declared EXTERNAL in the calling program. It should have three parameters: argument(s), parameters, derivatives, respectively. *An arbitrary number of derivatives can be defined.* Below is the example of UF for the 5th degree polynomial.

```
FUNCTION POLI(X,C,DF)
IMPLICIT REAL*8(A-H,O-Z)
DIMENSION C(6) ! PARAMETERS
DIMENSION DF(6) ! DERIVATIVES

S=0.D0
DO I=1,6
S=S+C(I)*X**(I - 1)
DF(I)=X**(I - 1) ! NOT NECESSARY
ENDDO
POLI=S
RETURN
END
```

The simplest value for the parameter CH is ' * '. The other values of this parameter are described in Sec. 4.

If the user does not want to deal with the parameter names, he can write

```
HSQ=FUMILIM(A, ' * ', NP, EXDA, LEXD, NEXD, UF, NIT, CF, CH) .
```

The following simplified call is possible:

```
HSQ=FUMILIR(HPAR, HEXDA, UF, NIT, CF, CH) .
```

Here

- HPAR — name of file with initial data;
- HEXDA — name of file with experimental points, the first line of this file should contain LEXD, NEXD, then file structure should be the same as EXDA-array.

In this case, the user should not declare anything in the calling program, apart from EXTERNAL UF.

Special kind of optimization is applied for NP=2 and CF=' - ' (typical of the track reconstruction). In such a case the control is delivered to FUMI2PAR.

The direct call

```
H=FUMI2PAR(A,EXDA,LEXD,NEXD,UF,NIT)
```

is also possible. This program ignores parameter bounds.

2. MAIN DIFFERENCES WITH FUMILI

2.1. Initial Data. FUMILI call has the form

```
CALL FUMILI(S,NP,N1,N2,NIT,EPS,AKAP,ALAM,IPR,IEND).
```

The FUMILI input parameters N1,N2 can be found now in

```
COMMON/FUMINPUT/C(4),N1,N2
```

By default, N1=4 and N2=1. The input parameter EPS(0.01) now is an internal one in FUMILIM.

In FUMILI ±huge values for parameter bounds are set by the DATA-operator. It is not possible to do so when the initial data arrays are not fixed in some common blocks. Now the same is set when A(I,5)=A(I,6)=0. *From this rule it follows that if one of bounds is set, the another one should be set too.*

In FUMILI the parameter step restriction PL(I) ≤ 0 means the parameter is fixed. Now A(I,4) < 0 means the same, but A(I,4) = 0 means that the user trusts FUMILIM to find the optimal value of the parameter step restriction.

Parameters derivatives, if they are not defined in UF, are calculated by the formula

$$\frac{\partial f}{\partial a(i)} = \frac{f[\dots a(i) + s(i)] - f[\dots a(i)]}{s(i)}, \quad (2)$$

where $a(i)$ — parameter value, $s(i)$ — parameter increment. The value of $s(i)$ is connected to PL(I) as $s(i) = 0.01 \text{ PL}(I)$.

If UF is strictly linear in the parameter, then $s(i)$ can be arbitrarily large. If $s(i)$ is small, it will lead to an excessive number of iterations. If UF is strongly nonlinear in the parameter, and $s(i)$ is sufficiently large, then the result of Eq. (2) will very vaguely resemble what we call the first derivative, and the fit can go in the wrong direction.

As a rule, FUMILIM finds the optimal start values of $s(i)$ better than the user, so, *the recommended initial values for all parameter step restrictions are A(I,4)=0.*

2.2. Output Data. The FUMILI output parameters S, AKAP, ALAM, IEND can be found in

COMMON/FUMOUTPUT/HISQ, IEND, ITER, AKAP, ALAM, EC

Here $HISQ = \chi^2 = 2S$, ITER is the number of real iterations, the values of IEND are the following:

- 1 -- FULL SUCCESS
- 2 -- SUCCESS WHEN SOME PARAMETERS ARE FIXED BY FUMILIM
- 3 -- MINIMIZATION IS TERMINATED, NO FURTHER CONVERGENCE
- 4 -- MINIMIZATION IS TERMINATED, ITERATION LIMIT
- 5 -- MINIMIZATION IS TERMINATED, NO FREE PARAMETERS
- 6 -- FUMILIM: FATAL INITIAL CONDITIONS ERROR

2.3. Algorithm. The main code of FUMILI was kept unchangeable. Changes are connected to definition of the correlation factor only.

FUMILI calculates the correlation factor of the i th parameter with all the others. If it is not correlated with any other parameter, then the correlation factor $R(i) = 1$. Large values of $R(i)$ mean that there is no unique solution for UF. As a rule, the main contribution to $R(i) \gg 1$ gives one of pair correlations, $r(i, j)$. When we have a number of $R(i) \gg 1$, the task to isolate pairs becomes very unclear.

FUMILIM calculates only pair correlations, the largest of them at given i are placed into column "CORRELATION FACTOR", together with the parameter number j , which is responsible for this correlation.

Pair correlation is calculated by the formula

$$r(i, j) = \frac{M_{ij}}{\sqrt{M_{ii}M_{jj}}},$$

where $\|M\|$ — error matrix. $r(i, j)$ satisfies Bunyakowsky's inequality

$$-1 \leq r(i, j) \leq 1.$$

In the absence of correlations $r(i, j) = 0$. $|r(i, j)| > 0.9$ means that UF needs to be rethought.

3. FIT WITH TAKING OFF «BAD POINTS»

It is widely spread a double-fit procedure, when the second fit is fulfilled after removing of so-called «bad points». When adjusting physical detectors offsets, one deals with the huge number of events, and «bad points» form statistically meaningful wings of the χ^2 distribution, where

$$\chi_i = \frac{y_i - Y(x_i)}{\sigma_i}.$$

Here $Y(x_i)$ is the value of fitted function for x_i arguments of the i th experimental point, y_i is the experimental value.

Frequently, the second fit gives the parameter values, which differ meaningfully from those in the previous fit, and they are more correct.

FUMILIM allows one to fulfill such a procedure using one call. During the 0th iteration FUMILIM finds $\chi_0^2 = \chi^2/NDF$. In subsequent iterations the experimental points with $\chi^2 > C\chi_0^2$ are ignored. Recommended values are $6.5 < C < 12$. It is possible up to four cycles of the fit with different values of C . For $C(1)$ the recommended value is $C(1) > 20$.

One can set the values of C in two ways.

The first way.

To define C(M) in

```
COMMON/FUMINPUT/C(4),N1,N2
```

The second way.

In the initial data file write

```
...
NP name-NP A(NP,1) A(NP,4) A(NP,5) A(NP,6)
C(1) [ C(2) C(3) C(4) ]
```

4. OUTPUT AND ITS CONTROL

All cases considered in this section work when CF is not '- '.

CF file has the structure, resembled to the FUMILI output one. Here the column with parameter names is included. The column "CORRELATION FACTOR" is slightly changed, as mentioned in Subsec.2.3. Also the column "PARAMETER INCREMENT" is added to show difference between initial and current parameter values.

In some tasks the minimization process jumps over the minimum. In this case, the program retreats back to 1/2 of the last increment of the parameters. The number of returns in a row is controlled by the parameter N1, which is in the list of parameters in FUMILI. In FUMILIM this number can be set in

```
COMMON/FUMINPUT/C(4),N1,N2
```

Unlike FUMILI, FUMILIM gives one line message in CF about the return. This information helps one to choose the most suitable value of N1 for the current task (recall that by default, N1=4).

Regardless of whether the initial data file exists or not, the final data file is always created in a format that is prescribed for the initial data file.

The output file name is $h.fpN$ («fp» means final parameters), where h — the name of the initial data file (if any) or the name of the first parameter, N — one digit number. If parameter names are not defined, $h='FUMI'$. If the file named $h.fp1$ exists, the file $h.fp2$ will be created, etc. Thus, one can produce up to ten files with different versions of the fit. The length of h is a number of symbols in the input file name (or in the first parameter name) before the first blank or '.', but not more than 15 symbols.

The additional outputs are controlled by the character string CH (1–5 symbols):

- $CH='f'$ (full output) — full information about each iteration goes to the file CF . By default, full information is provided only for the first(0) and the last iterations;

- $CH='h'$ (histogram) — the 100-channel histogram of $\lg(\chi^2/\chi_0^2)$ is created in the file $h.hiN$. The string format is as follows: x, N_1, N_2 , where N_1 — number of events below the constraint, N_2 — above;

- $CH='c'$ (curve) — the 100-channel table of function, describing the data, is created in the file $h.cuN$. Its format is as follows: $x, y, y - er, y + er$, where $y \pm er$ — confidence level;

- $CH='a'$ (all points) — the list of all points is created in the file $h.apN$. This list is similar to output of $ERORF$ from the $FUMILI$ package;

- $CH='b'$ — the list of «bad points» (if any) is created in the file $h.bpN$. The format of this file is the same, as in the previous item.

Any combination of mentioned above symbols is possible in the string CH . Each record of an additional file is accompanied by the message line in the CF file.

When $CH='c'$, but UF has more than one argument, the user should define the argument number IX , which will be scanned, in

```
COMMON/FUMX/X(20),IX
```

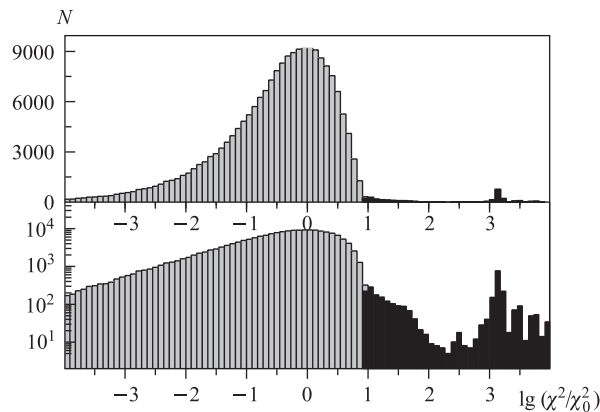


Fig. 1. χ^2 distributions for one of the tasks in linear and logarithmic scales. Black columns are events, rejected by χ^2 criterion

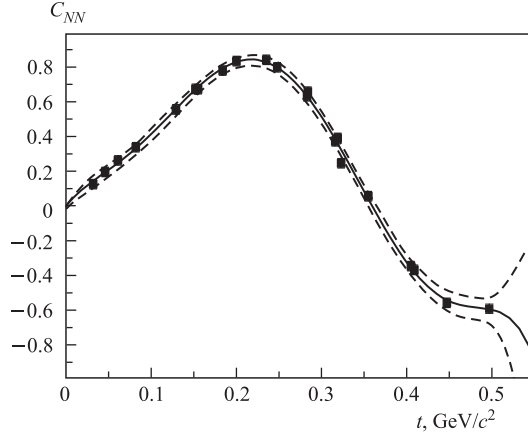


Fig. 2. Polynomial fit of data with calculation of the confidence band

and set values of other arguments. By default, $\text{ix}=1$, the other arguments are taken from the first experimental point.

Example for one of the tasks with a constraint on χ^2 is shown in Fig. 1. When choosing a proper x in this figure, one should then use the constraint $C = 10^x$ in the program.

The range (x_1, x_2) of the curve, describing data, is defined by the relations

$$x_1 = x_{\min} - 0.1(x_{\max} - x_{\min}), \quad x_2 = x_{\max} + 0.1(x_{\max} - x_{\min}),$$

where $x_{\min}(x_{\max})$ is the smallest(greatest) argument in the array of experimental points. Example of usage of this table in the ORIGIN graphic package is shown in Fig. 2.

5. PROBLEMS WITH LARGE NUMBER OF PARAMETERS

The most time-consuming part of the program is accumulation of error matrix [6]. The relevant subprogram has a cycle over all events. If the derivatives are not defined in UF , then $N_T + 1$ calls to UF take place at each event. Here N_T is the total number of parameters (see Eq. (1)). The first call is with the current settings, then each parameter is given an increment, and again there is a call to find the partial derivative of the parameter. When N_g is large, the overwhelming majority of calls produce $\partial f / \partial a(i) = 0$. Each such a call requires the same amount of time, as an effective call. To improve efficiency in this segment of the program, FUMILIM conducts preliminary iteration, which analyzes the last arguments in the array of experimental points. If each value differs from the integer

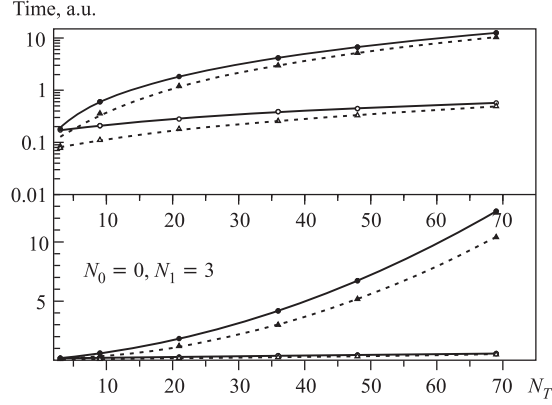


Fig. 3. Speed comparison for FUMILI (top 2 curves) and FUMILIM (bottom 2 curves) in linear and logarithmic scales. Solid curves — derivatives are not defined in UF, dashed ones — all derivatives are defined

less than 10^{-10} , it is treated as this argument refers to a group number. Then the program adjusts itself to make only $(N_0 + N_1 + 1)$ UF calls at each event. This approach provides speed-up

$$R = \frac{N_0 + N_1 + 1}{N_T + 1}.$$

We illustrate the comparison of FUMILI and FUMILIM speed for the task of this class in Fig. 3. In our example, N_1 is the same for all groups and increase of the total number of parameters is achieved by increasing of N_g .

If the group contains subgroups, the recommendation is the following. Let us have a number of groups and M_I subgroups in each I th group. It is suggested to construct the last argument of an experimental point as follows:

$$N_{\text{Arg}} = (I - 1) * K + J,$$

where I — number of the group, J — number of subgroups in group I , K must be not less than the greatest M_I . The decoding of N_{Arg} in UF is assumed.

6. THE TRACKS VIA STRAW CHAMBERS

Additional programs in the FUMILIM package are predestinated to reconstruct tracks via straw (drift) chambers.

This track reconstruction in straw chambers, where $x = A * z + B$, is not linear in A and B parameters. So, there is a large probability to find the local

minimum. To find the global minimum, four sets of initial parameter values are analyzed. The call has the form

$$H = \text{FUMSTRAW}(A, B, \text{EXDA}, \text{NEXD}),$$

where $H = \chi^2/NDF$, A , B are mentioned above track parameters, EXDA is input array of experimental points:

$\text{EXDA}(1, I)$ — space radius (not time);

$\text{EXDA}(2, I)$ — space radius error;

$\text{EXDA}(3, I)$ — z coordinate of a wire (along the beam);

$\text{EXDA}(4, I)$ — x coordinate of a wire (transversal to z);

NEXD — number of experimental points.

All values in EXDA should be in the same units. The ascending (descending) order of z coordinates is assumed. At least, the tubes with the largest and the smallest z coordinates should be the first and the last or vice versa. Each FUMI2PAR call within FUMSTRAW is making with the references to UF , named FSTRAW , which is included in the FUMILIM package.

This program provides 1200 solutions/s for 4 straw planes using 1800 Mhz processor.

When the number of straw planes is not large enough, two solutions with close values of χ^2 are possible. The solution with better χ^2 is not always right one (so-called mirror solutions). In this case, it would be better to use

$$I = \text{IFUMSTRAW}(A, B, H, \text{EXDA}, \text{NEX}, \text{RH}, \text{DH})$$

Here A , B , H have the same sense as in the previous call, but they should be declared in the calling program as

$$\text{real*8 } A(2), B(2), H(2)$$

The solutions are arranged to provide $H(1) < H(2)$.

If there are two close to each other solutions, $I=2$, otherwise $I=1$. The conditions of proximity of two solutions are the following:

$$\frac{\chi_2^2}{\chi_1^2} \leq RH,$$

or $\chi_2^2 - \chi_1^2 \leq DH.$

These conditions should be defined by the user. Recommended values are $\text{RH}=1.5$, $\text{DH}=1$.

Two conditions of the proximity are used for the following reasons. There are examples where $\chi_1^2 \simeq 10^{-4}$, $\chi_2^2 \simeq 10^{-3}$. Here both values of χ^2 are brilliant, and they pass the second criterion, although their ratio — a dozen. Another case where $\chi^2 \simeq 5$, $\chi^2 \simeq 7$. None of these solutions is good enough, but the second

solution is hardly much worse than the first one. These solutions pass the first criterion.

When two solutions are close, additional information is needed to choose the right one.

Acknowledgements. The author is grateful to A. P. Sapozhnikov for fruitful discussions and to T. F. Sapozhnikova for help in spreading of this package.

REFERENCES

1. *Sokolov S. N., Silin I. N.* JINR Preprint D-810. Dubna, 1961.
2. *Silin I. N.* CERN Program Library, D510, FUMILI, 1983.
3. *Ketikian A. J. et al.* // NIM A. 1992. V. 314. P. 578.
4. *Kurbatov V. S., Silin I. N.* // NIM A. 1994. V. 345. P. 346.
5. *Sitnik I. M.* JINR Preprint E11-2008-43. Dubna, 2008.
6. *Sapozhnikov A. P.* <http://wwwinfo.jinr.ru/programs/publ/pfumili.htm>

Received on August 23, 2010.

Редактор *В. В. Булатова*

Подписано в печать 11.11.2010.

Формат 60 × 90/16. Бумага офсетная. Печать офсетная.

Усл. печ. л. 0,87. Уч.-изд. л. 1,23. Тираж 310 экз. Заказ № 57151.

Издательский отдел Объединенного института ядерных исследований
141980, г. Дубна, Московская обл., ул. Жолио-Кюри, 6.

E-mail: publish@jinr.ru

www.jinr.ru/publish/